SWISS CNC

Precision / Performance / Partnerships

2014

AVAILABLE



TWIN-SPINDLE / TWIN-TURRET CNC LATHE

MAZAK HYPER QUADREX

HQR 150 MSY

65 MM | TWIN Y AXES | MATRIX 2

Price on application + VAT

Finance options available, subject to status and approval.

01952 482 452

www.swisscnc.co.uk

SWISS CNC

Precision / Performance / Partnerships

MACHINE SALES BROCHURE

27 November 2026

Machine overview

2014 Mazak Hyper Quadrex 150MSY twin-spindle, twin-turret CNC turning centre with MAZATROL Matrix 2 control, driven tooling and Y-axis control on both turrets. The HQR platform supports overlapping front and rear operations, simultaneous machining and balance cutting.

Year of manufacture	April 2014, shown on the machine plate
Model	Hyper Quadrex 150MSY
Availability	Available for enquiry
Photographs	10 actual machine and tooling photographs

Reported machine hours

49,947	21,441	19,259
POWER-ON HOURS	AUTOMATIC OPERATION HOURS	CUTTING HOURS

Owner-reported, separate counters. Confirm the readings on the control during inspection.

Machine highlights

Twin spindle / twin turret	Y-axis control on both turrets
65 mm bar capacity	MAZATROL Matrix 2
5,000 / 6,000 rpm spindles	Hydrafeed bar feeder
Static and driven tooling	19,259 reported cutting hours

Technical specification

Capacity & axis travels

Maximum bar diameter	Ø65 mm
Nominal chuck size	6 inches; confirm fitted workholding
Standard machining diameter	Ø242 mm
Maximum machining diameter	Ø300 mm upper / Ø170 mm lower turret
Maximum swing	Ø320 mm upper / Ø270 mm lower turret
X1 / X2 travel	175 / 111 mm
Y1 / Y2 travel	Period model data: 100 mm (±50) / 70 mm (+20 / -50); confirm installed travel
Z1 / Z2 travel	520 / 580 mm

Spindles

Main-spindle speed	35-5,000 rpm
Second-spindle speed	35-6,000 rpm
Main-spindle motor	15 / 11 kW, 30-minute / continuous rating
Second-spindle motor	11 / 8 kW, 30-minute / continuous rating
Spindle through-holes	Ø76 mm main / Ø61 mm second spindle
Spindle noses	A2-6 main / A2-5 second spindle

Main-spindle C-axis and second-spindle positioning are described in the original specification. Full interpolating C-axis capability on the second spindle is not claimed.

Details prepared 27 November 2026. Confirm installed specification and supply scope before purchase.

Tooling, control & services

Turrets	12-station upper and 12-station lower VDI drum turrets
Y-axis control	Upper and lower turrets
Rotary-tool spindle	Up to 6,000 rpm; 5.5 kW, 10-minute rating
Tool shanks	20 mm OD turning / Ø32 mm boring bars
Turret indexing	0.20 seconds single step / 0.60 seconds full turn
Rapid traverse - upper X / Y / Z	30 / 26 / 40 m/min
Rapid traverse - lower X / Y / Z	24 / 20 / 40 m/min
Standard coolant tank	205 litres, original specification
Power requirement	50.2 kVA, 30-minute rating / 39.4 kVA continuous
Machine weight	9,000 kg, machine identification plate

MAZATROL Matrix 2

MAZATROL Matrix 2 CNC with a 19-inch colour LCD. The original Mazak specification lists EIA/ISO program input, USB and LAN interfaces, spindle synchronisation and milling-spindle synchronous tapping.

Original factory specification

Automatic tool eyes for both spindles are listed in the original specification. Factory-specified functions and accessories do not establish the current enabled options or the tooling that remains with this machine.

Technical basis

Technical data reflects the supplied original Mazak specification dated 26 June 2014 and the period HYPER QUADREX model data identified in the listing. Current-generation HQR data can differ. The stated Y-axis travel is period model data and should be confirmed on the installed machine.

Details prepared 27 November 2026. Confirm installed specification and supply scope before purchase.

Equipment & production

Supplied equipment

- Hydrafeed bar feeder shown with the machine. Exact model, capacity and bar length are to be confirmed.
- Selection of static and driven toolholders, including Mimatic and WTO units shown in the photographs. Confirm the final supplied inventory.
- Twin-spindle workholding shown in the machining-area photographs. Confirm fitted chucks, collets and any additional workholding supplied.

Production capability

The twin-spindle, twin-turret layout supports simultaneous machining of two workpieces and balanced machining with both turrets, allowing front and rear operations to overlap. Y-axis movement on both turrets provides flexibility for off-centre drilling and milling.

Condition, hours & inspection

Available for enquiry. The reported counters are 49,947 power-on hours, 21,441 automatic-operation hours and 19,259 cutting hours. These are separate measures; inspect the control and reconfirm the readings before purchase.

Confirm the installed options, Y-axis travel, second-spindle positioning/C-axis options, feeder capacity, workholding, final tooling inventory, machine accuracy and service history.

Relocation & recommissioning

The original specification identifies a relocation detector. Arrange Mazak-authorised relocation and recommissioning assistance where required.

Price & support

Price on application + VAT. Finance options may be available, subject to status and approval. Contact Swiss CNC for current pricing, video, inspection, delivery, installation, training and support arrangements.

SWISS CNC
Precision / Performance / Partnerships

MACHINE SALES BROCHURE
27 November 2026

ACTUAL LISTING PHOTOGRAPHS

Machine gallery



2014 Mazak Hyper Quadrex 150MSY with MAZATROL Matrix 2 control and Hydrafeed bar feeder



Mazak Hyper Quadrex 150MSY machining area with opposing spindles and twin turrets



Mazak Hyper Quadrex 150MSY internal view of both spindle workholding systems and turret tooling



Mazak Hyper Quadrex 150MSY driven toolholders and machining area

ORIGINAL MACHINE PHOTOGRAPHS / WEBSITE IMAGERY

Details prepared 27 November 2026. Confirm installed specification and supply scope before purchase.

SWISS CNC
Precision / Performance / Partnerships

MACHINE SALES BROCHURE
27 November 2026

ACTUAL LISTING PHOTOGRAPHS

Machine gallery



Static toolholders supplied in the Mazak Hyper Quadrex 150MSY photographs



Mimatic driven toolholder shown with the Mazak Hyper Quadrex 150MSY



Mimatic driven tooling shown with the Mazak Hyper Quadrex 150MSY



Selection of Mazak Hyper Quadrex 150MSY static toolholders

ORIGINAL MACHINE PHOTOGRAPHS / WEBSITE IMAGERY

Details prepared 27 November 2026. Confirm installed specification and supply scope before purchase.

SWISS CNC
Precision / Performance / Partnerships

MACHINE SALES BROCHURE
27 November 2026

ACTUAL LISTING PHOTOGRAPHS

Machine gallery



Additional toolholder shown with the Mazak Hyper Quadrex 150MSY



Mazak machine plate confirming Hyper Quadrex 150MSY, April 2014 and 9,000 kg; serial number redacted

ORIGINAL MACHINE PHOTOGRAPHS / WEBSITE IMAGERY

SWISS CNC
Precision / Performance / Partnerships

MACHINE SALES BROCHURE
27 November 2026

ENQUIRE / INSPECT / PLAN YOUR NEXT STEP

LET'S DISCUSS THIS MACHINE.

2014 Mazak Hyper Quadrex 150MSY

USED MACHINES. EXPERT ADVICE. COMPLETE SUPPORT.

Discuss your production requirements, arrange a machine inspection and plan delivery, installation, training and ongoing technical support with Swiss CNC.

SPEAK TO SWISS CNC

01952 482 452
info@swisscnc.co.uk
www.swisscnc.co.uk

Scan for the live listing

Price on application + VAT

Finance options available, subject to status and approval.

WhatsApp this machine

Swiss CNC Ltd
e-Innovation Centre, University of Wolverhampton
Telford Innovation Campus, Priorslee, Telford
Shropshire TF2 9FT, United Kingdom

Registered in England and Wales: 12505020. VAT: 454 8685 47.
Details reflect the machine listing and identified period specifications. Confirm installed options, machine condition, hours, availability and final supply scope before purchase.